

VISITING THE ARTHUR M. SACKLER GALLERY

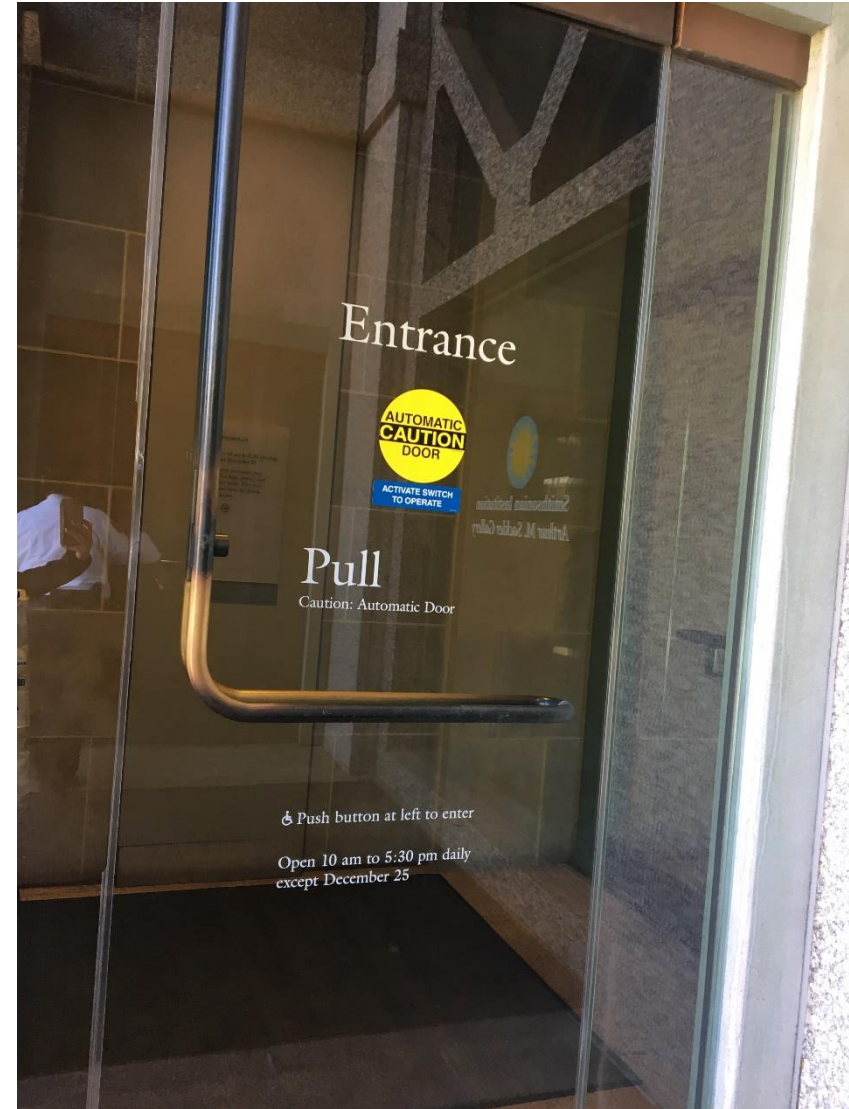


The Sackler Gallery is a big museum in Washington, D.C. The Sackler is a part of the Smithsonian Institution, which is a group of museums.



Arrival

When families arrive at the the Sackler, they will use the entrance in garden, off Independence Avenue. Visitor will enter onto 1st Floor of the museum.



Security

When families enter the museum, a security officer will look inside bags to make sure that nobody has anything dangerous. After the officer is done, the families can go to check-in.



Check-In

Families will check in with a staff person at the desk after they see the security guard.



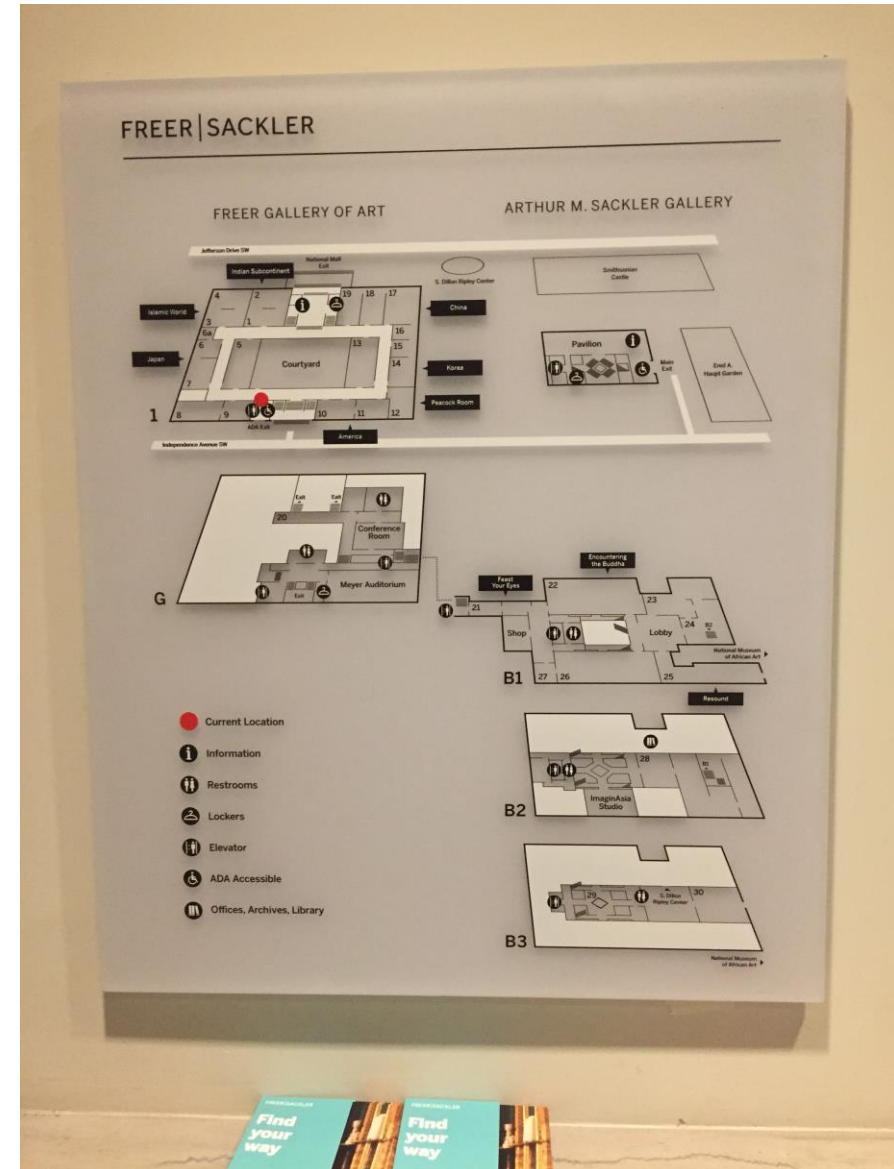
Lockers

The Sackler Gallery has lockers and cubbies for visitors to store their belongings in while they visit the museum.




Signs

There are signs in the Sackler that show visitors where they are and what there is to see on that floor. These signs are located throughout the museum.



Stairs and Elevators

There are many stairs in the Sackler Gallery. If families do not want to take the stairs, they can take the elevator.



Restrooms

At the Sackler the restrooms are located on the B1, B2, and B3 levels. Visitors can take the elevator or stairs to get to the restrooms.




Places to Rest

There are many places to rest in the Sackler. Visitors can sit on the benches and rest when they need to. Some of the benches have books about the art on them.




Galleries

At the Sackler, there are many galleries with many different kinds of art. Some art is made of stone, some art is made of metal, and some art is made of wood.



Exploring with Eyes

The art at the Sackler is very delicate. Visitors can look at the art with their eyes. Some of the art is behind glass to keep it safe. Some of the art is not behind glass.



Exploring with Eyes

It is important that visitors do not touch the art to keep it safe so that other people can enjoy it too. There are signs reminding visitors not to touch the art.



Things to See – My Iran

There are many types of art to see in the Sackler. Visitors can see photographs of Iran taken by woman photographers.



Somayeh, from *Blank Pages of an Iranian Photo Album*
Newsha Tavakolian, 2014–15


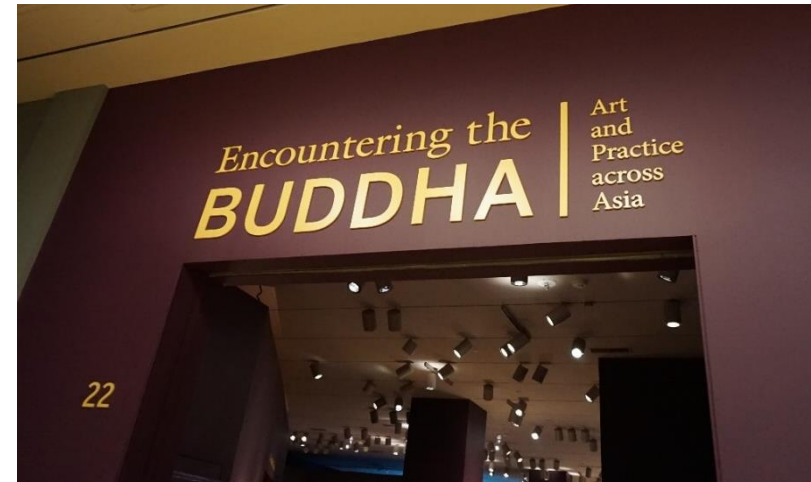
Things to See – Chinese Bells

Visitors can see an exhibit about Chinese bells. The bells are very old and fragile. Chinese bells come in many different shapes and sizes. Some bells are large, and some are small.




Things to See – The Buddha

There is a gallery about the Buddha. Visitors can see the Buddha in many different forms. Some Buddha sculptures are in wood, and some are in stone.




Things to Touch

There are some things in the Sackler that visitors can touch. In the Chinese bells gallery, there are bells that visitors can ring. There are also some screens and iPads that visitors can touch in the galleries.



Things to Remember

The Sackler is a big museum at the Smithsonian. There are signs that show where things are. Visitors can take the stairs or elevator between floors. Visitors can look at art with their eyes.



Thank you for visiting the Arthur M. Sackler Gallery!



Photos courtesy of Access Smithsonian and the Smithsonian Institution